

Northumbria Research Link

Citation: Harwood, Laurence, Lewis, Frank, Hudson, Michael, John, Jan and Distler, Petr (2011) The separation of americium(III) from europium(III) by two new 6,6'-bistriazinyl-2,2'-bipyridines in different diluents. *Solvent Extraction and Ion Exchange*, 29. pp. 551-576. ISSN 0736-6299

Published by: UNSPECIFIED

URL:

This version was downloaded from Northumbria Research Link: <http://northumbria-test.eprints-hosting.org/id/eprint/48906/>

Northumbria University has developed Northumbria Research Link (NRL) to enable users to access the University's research output. Copyright © and moral rights for items on NRL are retained by the individual author(s) and/or other copyright owners. Single copies of full items can be reproduced, displayed or performed, and given to third parties in any format or medium for personal research or study, educational, or not-for-profit purposes without prior permission or charge, provided the authors, title and full bibliographic details are given, as well as a hyperlink and/or URL to the original metadata page. The content must not be changed in any way. Full items must not be sold commercially in any format or medium without formal permission of the copyright holder. The full policy is available online: <http://nrl.northumbria.ac.uk/policies.html>

This document may differ from the final, published version of the research and has been made available online in accordance with publisher policies. To read and/or cite from the published version of the research, please visit the publisher's website (a subscription may be required.)



Northumbria
University
NEWCASTLE

Northumbria Research Link

Citation: Harwood, Laurence, Lewis, Frank, Hudson, Michael, John, Jan and Distler, Petr (2011) The separation of americium(III) from europium(III) by two new 6,6'-bistriazinyl-2,2'-bipyridines in different diluents. Solvent Extraction and Ion Exchange, 29. pp. 551-576. ISSN 0736-6299

Published by: Taylor & Francis

URL: <http://dx.doi.org/10.1080/10496475.2011.556989>
<<http://dx.doi.org/10.1080/10496475.2011.556989>>

This version was downloaded from Northumbria Research Link:
<http://nrl.northumbria.ac.uk/10879/>

Northumbria University has developed Northumbria Research Link (NRL) to enable users to access the University's research output. Copyright © and moral rights for items on NRL are retained by the individual author(s) and/or other copyright owners. Single copies of full items can be reproduced, displayed or performed, and given to third parties in any format or medium for personal research or study, educational, or not-for-profit purposes without prior permission or charge, provided the authors, title and full bibliographic details are given, as well as a hyperlink and/or URL to the original metadata page. The content must not be changed in any way. Full items must not be sold commercially in any format or medium without formal permission of the copyright holder. The full policy is available online: <http://nrl.northumbria.ac.uk/policies.html>

This document may differ from the final, published version of the research and has been made available online in accordance with publisher policies. To read and/or cite from the published version of the research, please visit the publisher's website (a subscription may be required.)

www.northumbria.ac.uk/nrl



The Separation of Americium(III) from Europium(III) by Two New 6,6'-Bistriazinyl-2,2'-bipyridines in Different Diluents

Laurence M. Harwood,* Frank W. Lewis, Michael J. Hudson

School of Chemistry, University of Reading, Whiteknights, Reading RG6 6AD, Berkshire, United Kingdom

Jan John,* Petr Distler

Centre for Radiochemistry and Radiation Chemistry, Czech Technical University in Prague, Břehová 7, 115 19 Prague 1, Czech Republic

Address correspondence on ligand synthesis to Laurence M. Harwood, School of Chemistry, University of Reading, Whiteknights, Reading RG6 6AD, United Kingdom. Tel: +44 (0) 118 378 7417; Fax: +44 (0) 118 378 6121; E-mail: l.m.harwood@reading.ac.uk and extraction studies to Jan John, Centre for Radiochemistry and Radiation Chemistry, Czech Technical University in Prague, Břehová 7, 115 19 Prague 1, Czech Republic. Tel: + 420 224 358 228; Fax: + 420 222 320 861; E-mail: jan.john@fjfi.cvut.cz

(Received 20 July 2010; final version received 17 August 2010)

The synthesis and extraction of americium(III) and europium(III) from aqueous nitric acid solutions by the new BTBP ligands 6,6'-bis(5,5,7,7-tetramethyl-5,7-dihydrofuro[3,4-*e*]-1,2,4-triazin-3-yl)-2,2'-bipyridine (Cy₅-O-Me₄-BTBP) and 6,6'-bis(5,5,7,7-tetramethyl-5,7-dihydrothieno[3,4-*e*]-1,2,4-triazin-3-yl)-2,2'-bipyridine (Cy₅-S-Me₄-BTBP) is described. The affinity for Am(III) and the selectivity for Am(III) over Eu(III) of Cy₅-S-Me₄-BTBP were generally higher than for Cy₅-O-Me₄-BTBP. For both ligands, the extraction of Am(III) and Eu(III) from 3 M HNO₃ into 3 mM organic solutions varied with the diluent used. The highest distribution ratios and separation factors observed were in cyclohexanone and 2-methylcyclohexanone, respectively. For Cy₅-S-Me₄-BTBP, there is a strong correlation between the distribution ratio for Am(III) and the permittivity of the diluent used. With 1-octanol as the diluent, low distribution ratios ($D(\text{Am}) < 1$) were observed for Cy₅-S-Me₄-BTBP although this ligand extracts Am(III) selectively ($SF_{\text{Am/Eu}} = 16-46$ from 1-4 M HNO₃). For Cy₅-S-Me₄-BTBP, Am(III) is extracted as the disolvate. The distribution ratios for Am(III), and the separation factors for Am(III) over Eu(III) are both significantly higher for CyMe₄-BTBP than they are for Cy₅-O-Me₄-BTBP and Cy₅-S-Me₄-BTBP in cyclohexanone. Changing the diluent from cyclohexanone to 2-methylcyclohexanone leads to a decrease in $D(\text{Am})$ but an increase in $SF_{\text{Am/Eu}}$ for Cy₅-S-Me₄-BTBP.

Keywords: americium(III), europium(III), separation, nitric acid, 1-octanol, kinetics, Cy₅-O-Me₄-BTBP, SANEX process, Cy₅-S-Me₄-BTBP, cyclohexanone, 2-methylcyclohexanone, CyMe₄-BTBP, extraction

Introduction

The presence of long-lived radionuclides in spent nuclear fuels is responsible for the long-term radiotoxicity of the nuclear waste arising from the PUREX process. The

most important of these are the minor actinides (americium, curium and neptunium). Their conversion to shorter-lived or stable radionuclides by nuclear reactions (eg: transmutation) is considered to be a key step in the future management and geological disposal of high-level waste issuing from the reprocessing of spent nuclear fuels.^[1,2] However, this transmutation can only be achieved once these radionuclides have been separated (partitioned) from the bulk of the trivalent lanthanide ions which are also present in much higher quantities than the minor actinides in PUREX raffinate.^[3] Currently, a two-step strategy is foreseen to perform this separation by liquid-liquid extraction; the minor actinides and lanthanides are first co-extracted from PUREX raffinate using hard O- donor ligands (eg: TODGA, DMDOHEMA)^[4,5] using the DIAMEX process^[6-8] and subsequently, the minor actinides could be separated from the lanthanides using softer N- or S- donor ligands in the SANEX process.^[9,10]

The separation of trivalent minor actinides from trivalent lanthanides has been a challenging problem to overcome because of the chemical similarity of the two groups of elements.^[11] However, Musikas^[12] and Nigond^[13] discovered that soft heterocyclic N- donor ligands were able to bind selectively to trivalent actinides and subsequently, research in Europe has focused on the development of ligands capable of separating actinides from lanthanides in a SANEX process.^[14-16] The 2,6-bis(1,2,4-triazin-3-yl)pyridines or BTPs **1**^[17-23], (Figure 1) discovered by Kolarik,^[24,25] were the first ligands to show both high affinities and high selectivities for americium(III) over europium(III) in contact with aqueous solutions of high acidity. Unfortunately, these ligands were not very resistant to radiolysis (with the exception of BzCyMe₄-BTP)^[26], and, although actinide back-extraction (stripping) was possible with C3-BTP,^[27] in the case of CyMe₄-BTP and BzCyMe₄-BTP,^[26] actinide back-extraction from the loaded

organic phase could not be achieved owing to the irreversible metal binding of these annulated BTP reagents.

Subsequently, the 6,6'-bis(1,2,4-triazin-3-yl)-2,2'-bipyridines or BTBPs **2** (Figure 1) were developed.^[28-38] These ligands showed lower binding affinities towards americium(III) which allowed stripping to occur using either dilute nitric acid or glycolic acid. However, the 6,6'-bis(5,6-dialkyl-1,2,4-triazin-3-yl)-2,2'-bipyridines (Cn-BTBPs, n = 1-5) were subjected to both acidic hydrolysis and radiolytic degradation by removal of their labile benzylic hydrogen atoms by free-radical species.^[39] This led to the development of 6,6'-bis(5,5,8,8-tetramethyl-5,6,7,8-tetrahydro-1,2,4-benzotriazin-3-yl)-2,2'-bipyridine (CyMe₄-BTBP) **3** (Figure 1) in which the benzylic hydrogens have been removed.^[40] To date this ligand is the most promising for use in a future SANEX process and in a counter-current 'hot-test' using laboratory centrifugal contactors, 99.9 % of the actinides were removed from the feed solution in a 16-stage flowsheet with very high decontamination factors for Am (7,000) and Cm (1,000).^[41,42]

Nevertheless, CyMe₄-BTBP **3** does still have some drawbacks in the context of an industrial process. Firstly, the kinetics of extraction and back-extraction are rather slow and consequently, relatively long contact times (30-60 minutes for a solution of **3** in 1-octanol/TPH) are required to reach equilibrium, necessitating the use of a phase-transfer agent (eg: diamides such as DMDOHEMA, TODGA).^[4,5,40] Secondly, the use of ammonium or sodium glycolate solution of approx. pH 4 was required for the efficient stripping of the actinides from the loaded organic phase. Thus the design and assessment of new N-donor ligands which show improved kinetics and back-extraction properties is on-going. To this end we wished to know how modifying the aliphatic part of the CyMe₄-BTBP molecule **3** would affect the

solvent extraction properties of the resulting ligands. In this paper, we report the synthesis and selective extraction of Am(III) and Eu(III) from nitric acid solutions into organic solutions of the new BTBPs 6,6'-bis(5,5,7,7-tetramethyl-5,7-dihydrofuro[3,4-*e*]-1,2,4-triazin-3-yl)-2,2'-bipyridine (Cy₅-O-Me₄-BTBP **4**, Figure 1) and 6,6'-bis(5,5,7,7-tetramethyl-5,7-dihydrothieno[3,4-*e*]-1,2,4-triazin-3-yl)-2,2'-bipyridine (Cy₅-S-Me₄-BTBP **5**, Figure 1) which are derived from heterocyclic α -diketones. A BTP derived from one of these diketones has been reported, although its properties with respect to the separation of actinides from lanthanides have not been disclosed.^[43] To allow for a meaningful comparison, the solvent extraction properties of the new ligands **4** and **5** are also compared to those of CyMe₄-BTBP **3**.

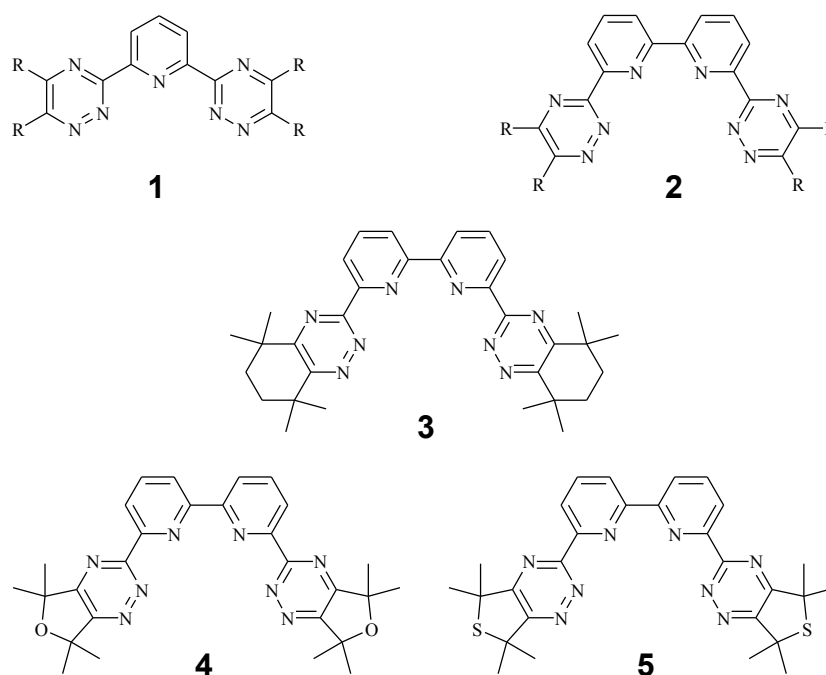


Figure 1. The structures of the BTP **1**, BTBP **2**, CyMe₄-BTBP **3**, Cy₅-O-Me₄-BTBP **4** and Cy₅-S-Me₄-BTBP **5** ligands.

Experimental

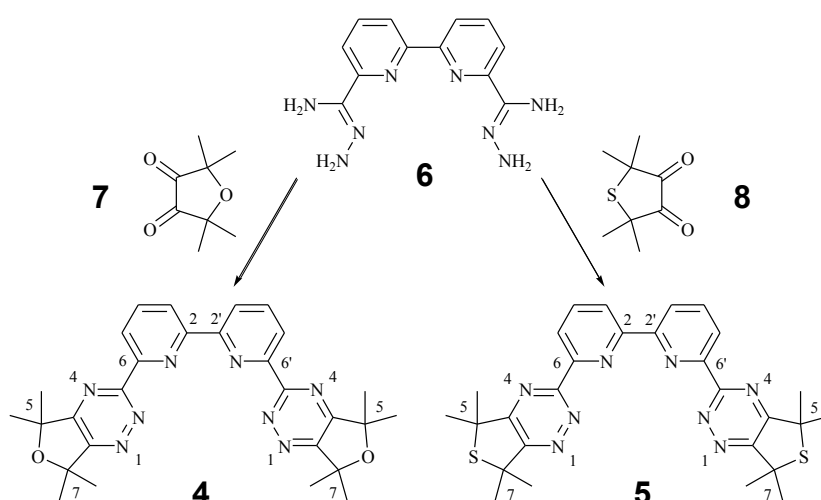
Synthesis

General

Melting points (Mp) were obtained on a Stuart SMP10 instrument and are uncorrected. IR spectra were recorded as Nujol[®] mulls on a Perkin Elmer RX1 FT-IR instrument. ¹H and ¹³C-¹H NMR spectra were recorded using either a Bruker AMX400 or an Avance XXX400 instrument. Chemical shifts are reported in parts per million downfield from tetramethylsilane. Coupling constants (J) are quoted in Hertz. Assignments were verified with ¹H-¹H and ¹H-¹³C COSY experiments as appropriate. Quaternary carbons are indicated by the abbreviation 'quat'. Mass spectra were obtained under electrospray conditions on a Thermo Scientific LTQ Orbitrap XL instrument. Elemental microanalyses were carried out by Medac Ltd., Brunel Science Centre, Surrey (UK). All organic reagents were obtained from either Acros or Aldrich, while inorganic reagents were obtained from either BDH or Aldrich and used as received.

2,2'-Bipyridine-6,6'-dicarbohydrazonamide **6**^[32,44,45] was obtained in 87 % yield by the reaction of 2,2'-bipyridine-6,6'-dicyanitrile^[46,47] with excess hydrazine hydrate in ethanol for 14 days.^[48] 2,2'-Bipyridine-6,6'-dicyanitrile was obtained in 79 % overall yield by the oxidation of 2,2'-bipyridine with hydrogen peroxide in acetic acid,^[49-51] followed by a Reissert-Henze reaction of the bis-*N*-oxide with trimethylsilyl cyanide (3 eq) and benzoyl chloride (3 eq) in DCM at reflux for 24 hours.^[47,52-55] **WARNING:** *trimethylsilyl cyanide is a volatile hydrogen cyanide equivalent.* The heterocyclic α -diketones **7** and **8** were prepared according to literature procedures. 2,2,5,5-Tetramethylfuran-3,4(2*H*,5*H*)-dione **7**^[56,57] was synthesized in 45 % overall yield by the mercuric acetate-catalyzed cyclization of 2,5-dimethyl-3-hexyne-2,5-diol in dilute aqueous sulfuric acid,^[58-60] followed by oxidation of the resulting dihydrofuranone with selenium dioxide in dioxane.^[61,62] 2,2,5,5-Tetramethylthiophene-3,4(2*H*,5*H*)-dione **8**^[63] was obtained in 80 % yield by the

reaction of 2,5-dibromo-2,5-dimethylhexane-3,4-dione with sodium sulfide in methanol.^[64] 2,5-Dibromo-2,5-dimethylhexane-3,4-dione^[63,64] was synthesized in 22 % overall yield by the intermolecular acyloin reaction of ethyl isobutyrate with sodium and chlorotrimethylsilane in toluene,^[65] followed by oxidation with excess bromine in chloroform.^[64,66] 6,6'-Bis(5,5,8,8-tetramethyl-5,6,7,8-tetrahydro-1,2,4-benzotriazin-3-yl)-2,2'-bipyridine **3** (CyMe₄-BTBP) was synthesized in 56 % yield as previously described^[40] with the modification that the condensation reaction with 3,3,6,6-tetramethylcyclohexane-1,2-dione^[67,68] was performed in dioxane at reflux for 24 hours. The syntheses of Cy₅-O-Me₄-BTBP **4** and Cy₅-S-Me₄-BTBP **5** are shown in Scheme 1. The new ligands Cy₅-O-Me₄-BTBP **4** and Cy₅-S-Me₄-BTBP **5** were synthesized by condensation of the dicarbohydrazonamide **6** with each of the diketones **7** and **8**, respectively. The crude products obtained contained several additional impurities and extensive purification by chromatography and trituration was required to obtain pure samples of both ligands **4** and **5**. In contrast, the synthesis of CyMe₄-BTBP **3** produced no additional impurities other than some unreacted diketone which was easily removed by trituration with EtOH.



Scheme 1. The synthesis of Cy₅-O-Me₄-BTBP **4** and Cy₅-S-Me₄-BTBP **5**.

*Synthesis of Cy₅-O-Me₄-BTBP **4***

2,2'-Bipyridine-6,6'-dicarbohydrazonamide **6** (1.77 g, 6.58 mmol) was suspended in THF (100 mL) and 2,2,5,5-tetramethylfuran-3,4(2*H*,5*H*)-dione **7** (2.26 g, 14.48 mmol, 2.2 eq) was added. Triethylamine (10 mL) was added and the suspension was heated under reflux for 26 hours. The solution was allowed to cool to room temperature and the solvent was removed *in vacuo*. The solid product was purified by chromatography, eluting with MeOH/DCM/Et₃N (2.5 %:96.5 %:1 %) to afford the crude product as a yellow solid (0.82 g). This solid was again purified by chromatography, eluting with MeOH/DCM/Et₃N (1 %:98 %:1 %) to afford the crude product as a yellow solid. This solid was further purified by trituration with hot MeOH (30 mL). The insoluble solid was filtered and washed with MeOH (20 mL) and ether (20 mL) and allowed to dry in air to afford the pure product **4** as a yellow solid (0.35 g, 10 %). Mp: above 300 °C (MeOH). Found: C, 65.46 %; H, 5.97 %; N, 21.96 %; C₂₈H₃₀O₂N₈ requires C, 65.87 %; H, 5.92 %; N, 21.94 %. IR ν_{\max} (Nujol) 2923, 1586, 1574, 1542, 1458, 1376, 1267, 1247, 1208, 1178, 1150, 1123, 1079, 983, 914, 804, 741, 718, 699 cm⁻¹. ¹H NMR (CDCl₃): δ 1.70 (s, 12H, 4 × Me), 1.74 (s, 12H, 4 × Me), 8.11 (t, *J* 7.8, 2H, 4-H and 4'-H), 8.60 (dd, *J* 7.8 and 1.0, 2H, 5-H and 5'-H), 8.93 (dd, *J* 7.8 and 1.0, 2H, 3-H and 3'-H) ppm. ¹³C NMR (CDCl₃): δ 28.4 (4 × Me), 29.0 (4 × Me), 81.0 (2 × quat), 81.1 (2 × quat), 123.4 (C-3 and C-3'), 124.6 (C-5 and C-5'), 138.1 (C-4 and C-4'), 152.4 (2 × quat), 156.1 (2 × quat), 162.9 (2 × quat), 163.3 (2 × quat), 166.2 (2 × quat) ppm. HRMS (CI) *m/z* 511.2553: *calculated for* [C₂₈H₃₀O₂N₈ + H]⁺ 511.2564.

*Synthesis of Cy₅-S-Me₄-BTBP **5***

2,2'-Bipyridine-6,6'-dicarbohydrazonamide **6** (1.50 g, 5.55 mmol) was suspended in THF (100 mL) and 2,2,5,5-tetramethylthiophene-3,4(2*H*,5*H*)-dione **8** (2.10 g, 12.22 mmol, 2.2 eq) was added. Triethylamine (10 mL) was added and the suspension was

heated under reflux for 24 hours. The solution was allowed to cool to room temperature and the solvent was removed *in vacuo*. The solid product was purified by chromatography, eluting with MeOH/DCM/Et₃N (5 %:94 %:1 %) to afford the crude product as a yellow solid (2.24 g). This solid was again purified by chromatography, eluting with MeOH/DCM/Et₃N (2.5 %:96.5 %:1 %) to afford the crude product as a yellow solid. This solid was further purified by trituration with hot MeOH (50 mL). The insoluble solid was filtered and washed with MeOH (50 mL) and ether (50 mL) and allowed to dry in air to afford the pure product **5** as a yellow solid (0.64 g, 21 %). Mp: 284 °C (MeOH). Found: C, 61.71 %; H, 5.53 %; N, 20.92 %; S, 11.58 %; C₂₈H₃₀N₈S₂ requires C, 61.97 %; H, 5.57 %; N, 20.64 %; S, 11.81 %. IR ν_{\max} (Nujol) 2918, 1583, 1516, 1461, 1375, 1253, 1185, 1154, 1118, 1082, 1025, 993, 801, 740, 699 cm⁻¹. ¹H NMR (CDCl₃): δ 1.87 (s, 12H, 4 × Me), 1.92 (s, 12H, 4 × Me), 8.09 (t, *J* 7.8, 2H, 4-H and 4'-H), 8.60 (dd, *J* 7.8 and 1.0, 2H, 5-H and 5'-H), 8.96 (dd, *J* 7.8 and 1.0, 2H, 3-H and 3'-H) ppm. ¹³C NMR (CDCl₃): δ 31.7 (4 × Me), 32.4 (4 × Me), 52.0 (2 × quat), 52.4 (2 × quat), 123.3 (C-3 and C-3'), 124.5 (C-5 and C-5'), 138.1 (C-4 and C-4'), 152.3 (2 × quat), 156.1 (2 × quat), 162.3 (2 × quat), 164.3 (2 × quat), 167.0 (2 × quat) ppm. HRMS (CI) *m/z* 543.2097: *calculated for* [C₂₈H₃₀N₈S₂ + H]⁺ 543.2108.

Solvent Extraction and Solubility Determination

Solvent extraction studies were performed at the Czech Technical University in Prague, Břehová 7, 115 19 Prague 1 (Czech Republic). The aqueous solutions were prepared by spiking nitric acid solutions (0.001-4 mol dm⁻³) with stock solutions of ²⁴¹Am and ¹⁵²Eu tracers in nitric acid. The stock solution of ²⁴¹Am in 0.5M HNO₃ was prepared by dissolving americium oxide in 5M HNO₃ and subsequent dilution with water. The stock solution of ¹⁵²⁺¹⁵⁴Eu (~1.5 MBq/mL) was prepared by appropriate

dilution of a commercial preparation (REu-2) supplied by Polatom (Poland). Solutions of each of the ligands **4** and **5** ($0.005 \text{ mol dm}^{-3}$) were prepared by dissolving in the appropriate diluent without an additional phase modifier. Prior to labelling, the aqueous phases were pre-equilibrated with the **neat diluents** by shaking them for 6 hours at 250 min^{-1} and volume ratio of 1:1. Prior to contacting with the labelled aqueous phases, the organic phases were pre-equilibrated with the respective non-labelled aqueous phases by shaking them for 6 hours at 250 min^{-1} and volume ratio of 1:1. In each case, **1.2 mL of labelled aqueous phases were prepared from which 200 μL standards were taken (to allow for mass balance calculations) prior to the contacts of the aqueous phases** with the organic phases. Each organic phase (**1 mL**) was shaken separately with each of the aqueous phases for 6 hours at ambient temperature (ca. 25°C , non-thermostatted) using an GFL 3005 Orbital Shaker (250 min^{-1}). The contact time of 6 hours was sufficient to attain the distribution equilibrium. After phase separation by centrifugation, two parallel $200 \mu\text{L}$ aliquots of each phase were withdrawn for the analysis. **The same procedure was used to investigate the kinetics of ^{241}Am extraction. In these experiments, the contact time of the phases was varied as required and the separation of the phases performed as fast as possible.**

Activity measurements of ^{241}Am and ^{152}Eu were performed with a γ -ray spectrometer EG&G Ortec (USA) with a PGT (USA) HPGe detector. The γ -lines at 59.5 keV , and 121.8 keV were examined for ^{241}Am , and ^{152}Eu , respectively. From the measured count rates of the organic, A_{org} , and aqueous, A_{aq} , phases, the distribution ratios, D , were calculated as:

$$D = \frac{A_{org}}{A_{aq}}$$

The errors given in the figures and/or throughout the text are 1σ and are based on counting statistics, only. Preliminary experiments have shown that the contribution of

chemical operations to the combined uncertainty of the results is about 5 %. The minimum detectable values of distribution ratios, D_{min} , were calculated as:

$$D_{min} = \frac{2.71 \cdot t_{vz} + 2.326 \cdot \sqrt{(M-2) \cdot T / (t_{vz} \cdot t_{bg})}}{A_{st}}$$

where A_{st} is the count rate of the initial standard sample, M is the number of channels in the evaluated peak (in the Region Of Interest), T is the gross area of a ROI set at the position of the respective peak in the background spectrum measured for the time t_{bg} , and t_{vz} is the time of measurement of the sample. This formula has been derived for 90% probability of the right decision. For each sample, a recovery (mass balance) R for each of the radionuclides was calculated as:

$$R = 100 \cdot \frac{A_{aq} + A_{org}}{A_{st}} [\%]$$

Only results with $R \in <90; 110>$ % were considered internally consistent and were further processed. The approximate solubilities of **4** and **5** were determined by stepwise dissolution of a known mass of the ligand in the appropriate solvent. The solvent was then added incrementally in 200 μ L aliquots followed by ultrasound after each addition until a clear solution was obtained. The resulting solutions were used in the liquid-liquid extraction tests. The approximate solubilities of **4** and **5** are shown in Table 1. Ligand **5** was generally more soluble than ligand **4** in almost all diluents examined. This may be a consequence of the larger hydrophobic sulfur atom present in **5**. The best diluent for both ligands **4** and **5** was tetrachloroethane although this diluent would be unsuitable in a separation process. The maximum solubilities of the ligands **4** and **5** in 1-octanol, which is the preferred solvent for a SANEX process, were < 3 and $5 - 10 \text{ mmol dm}^{-3}$, respectively. This compares with a solubility of CyMe₄-BTBP **3** of 10 mM dm^{-3} in the same diluent.^[40]

Table 1. The approximate solubilities of the ligands **4** and **5** in various diluents.

Solvent	BTBP solubility (mM) at 25 °C	
	Cy ₅ -O-Me ₄ -BTBP 4	Cy ₅ -S-Me ₄ -BTBP 5
1-octanol	< 3	5 – 10
Cyclohexanone	5	14
Tetrachloroethane	> 32	> 32
Dichloroethane	6 – 7	> 32
Toluene	2 – 3	16 – 32
Nitrobenzene	2 – 3	> 32
Cyclohexanol	< 3	< 3
Dipentyl ether	< 3	< 3
Chlorobenzene	< 3	7 – 8

Results and Discussion

The distribution ratios and separation factors for the extraction of Am(III) and Eu(III) from 3 M nitric acid solutions into 3 mM organic solutions of each of the ligands **4** and **5** are shown in Figure 2. For Cy₅-O-Me₄-BTBP **4**, the highest distribution ratio observed was 0.043 in cyclohexanone and the highest separation factor observed was more than 8 in 2-methylcyclohexanone. To our knowledge, this is the first time that 2-methylcyclohexanone has been studied as a potential diluent for the separation of An(III) from Ln(III). When compared with the extraction of Am or Eu by neat cyclohexanone in the absence of any ligand (Figure 2) it must be concluded that the diluent itself is responsible for much of the extraction observed in this diluent. With Cy₅-S-Me₄-BTBP **5**, the extraction was found to depend more strongly on the diluent used and slightly higher distribution ratios and separation factors were observed than was the case with Cy₅-O-Me₄-BTBP **4**. As with ligand **4**, the highest distribution ratio observed was in cyclohexanone (0.247) and the highest separation factor observed was in 2-methylcyclohexanone (44.0). Clearly, the extraction of Am(III) and Eu(III) by cyclohexanone itself is significant and proceeds with little selectivity. This may explain the higher D values and the lower separation factors observed compared to the other diluents.

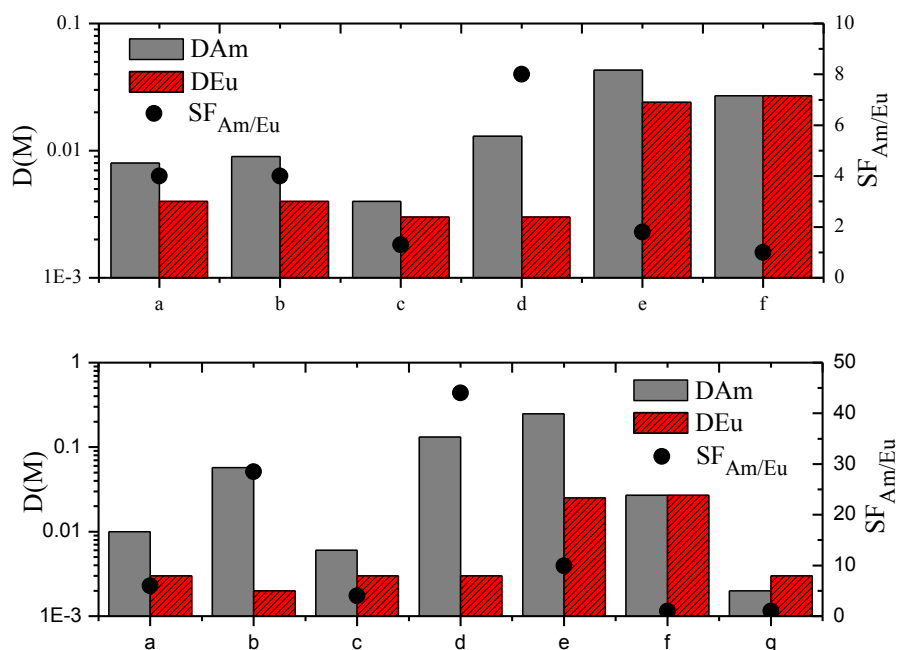


Figure 2. Extraction of Am(III) and Eu(III) from 3 M HNO₃ by 3mM Cy₅-O-Me₄-BTBP **4** (top) and 3mM Cy₅-S-Me₄-BTBP **5** (bottom) in various diluents (a = tetrachloroethane, b = dichloroethane, c = nitrobenzene, d = 2-methylcyclohexanone, e = cyclohexanone, f = cyclohexanone without ligand **4** or **5**, g = toluene).

We attempted to rationalise these results by looking for a correlation between the distribution ratio for Am(III) and the basic characteristics of the diluents used. The properties considered were permittivity, dipole moment and solubility parameter.

The equation:

$$r = \frac{n \cdot \sum x \cdot y - (\sum x) \cdot (\sum y)}{\sqrt{[n \sum x^2 - (\sum x)^2] \cdot [n \sum y^2 - (\sum y)^2]}}$$

where r is the correlation coefficient, n is the number of data points correlated, and x , y are variables (the value of the property and the distribution ratio, respectively), was used to evaluate the correlation.

The only confirmed correlation observed was that between $D(\text{Am})$ and the permittivity^[69] of the diluent (Figure 3). For non-aromatic diluents (when nitrobenzene was omitted from the data), a high correlation coefficient of 0.93 was observed. One interpretation of this correlation is that the lipophilic ion pair

[Am(BTBP)₂(NO₃)₃] is more soluble in polar diluents and thus more easily extracted into diluents of high permittivity.

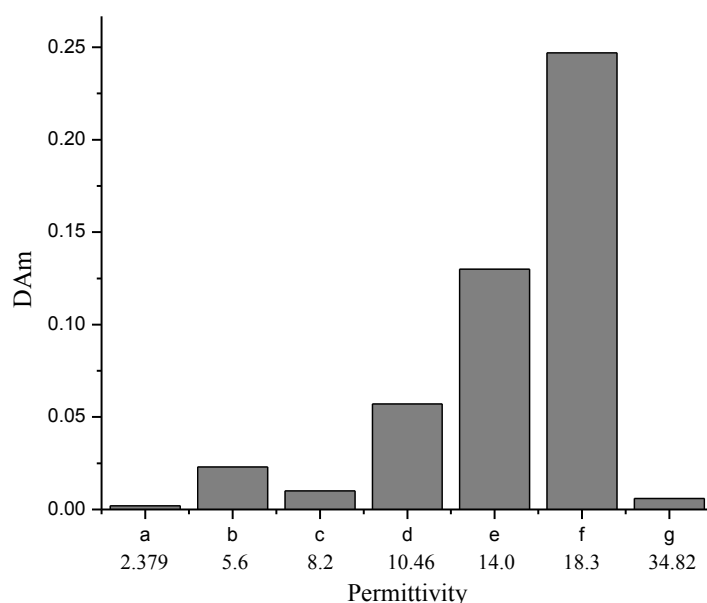


Figure 3. Correlation of the distribution ratio for Am(III) for Cy₅-S-Me₄-BTBP **5** with the permittivity of the diluent (x axis). (a = toluene, b = chlorobenzene, c = tetrachloroethane, d = dichloroethane, e = 2-methylcyclohexanone, f = cyclohexanone, g = nitrobenzene). Correlation coefficient = 0.93 (without nitrobenzene).

We then carried out a detailed examination of the extraction of Am(III) and Eu(III) by the ligand **5** in 1-octanol which is the preferred diluent for a SANEX process. As the solubility of Cy₅-O-Me₄-BTBP **4** in 1-octanol was less than 5 mM (cf. Table 1), its extraction properties in this diluent were not studied. The distribution ratios and separation factors for Cy₅-S-Me₄-BTBP **5** as a function of the initial nitric acid concentration are presented in Figure 4. Distribution ratios for Am(III) were larger than those for Eu(III) at nitric acid concentrations of 1-4 M and the highest separation factor observed was 46 from 2 M HNO₃. It is also apparent that the distribution ratio increases with increasing [HNO₃] and this trend is also observed with CyMe₄-BTBP **3**^[40] and the other BTBPs.^[28-38] The maximum D value observed was 0.46 from 4 M HNO₃.

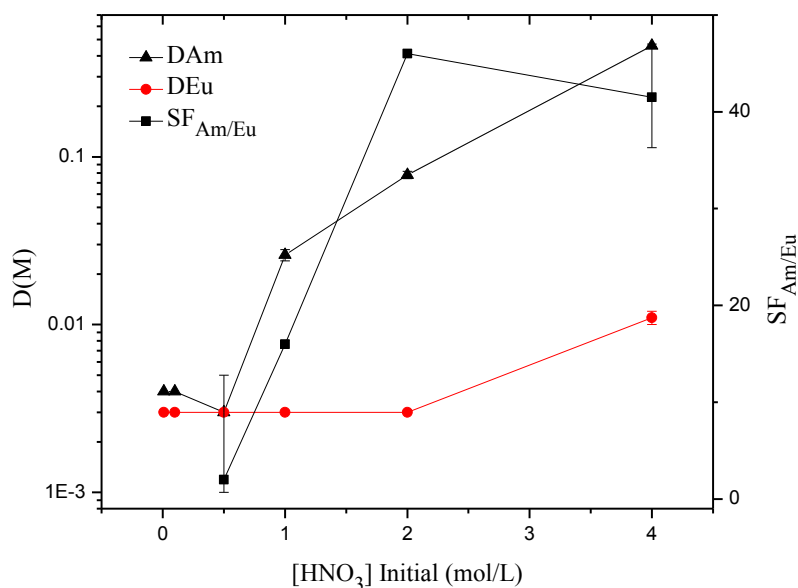


Figure 4. Extraction of Am(III) and Eu(III) by Cy₅-S-Me₄-BTBP **5** in 1-octanol (5 mM) as a function of initial nitric acid concentration (\blacktriangle = D(Am), \bullet = D(Eu), \blacksquare = SF_{Am/Eu}).

The dependence of D(Am) with time for Cy₅-S-Me₄-BTBP **5** in 1-octanol is shown in Figure 5. It is evident that the kinetics of extraction is rather slow and the equilibrium distribution ratio was only reached after approx. 6 hours of contact. No attempt to evaluate the effect of phase-modifiers (eg: TODGA, DMDOHEMA)^[4,5] on the kinetics of extraction was carried out in this study. The equilibrium distribution ratio remained largely constant over 168 hours of contact, indicating that Cy₅-S-Me₄-BTBP **5** is stable and does not suffer from hydrolytic degradation.

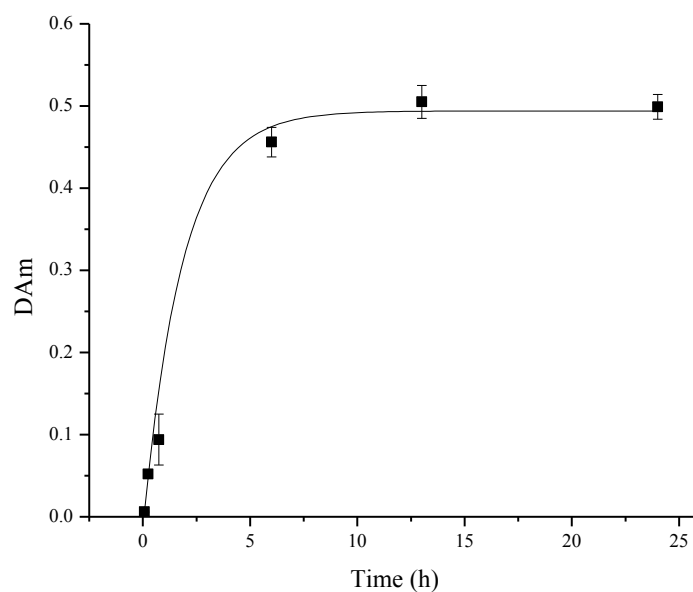


Figure 5. Extraction of Am(III) from 4 M HNO₃ as a function of time for Cy₅-S-Me₄-BTBP **5** in 1-octanol (5 mM).

Since cyclohexanone gave the most promising results for both ligands (cf. Figure 2), a detailed study of the extracting properties of ligands **4** and **5** was then carried out using this diluent. The D values and $SF_{Am/Eu}$ for Cy₅-O-Me₄-BTBP **4** as a function of the initial nitric acid concentration are presented in Figure 6. In 1-4 M HNO₃, $D(\text{Am}) > D(\text{Eu})$ and the highest separation factor observed was 5.8 in 2 M HNO₃. Some loss of the diluent to the aqueous phase had occurred after contact as the volume of the organic phase had decreased and the volume of the aqueous phase had increased.

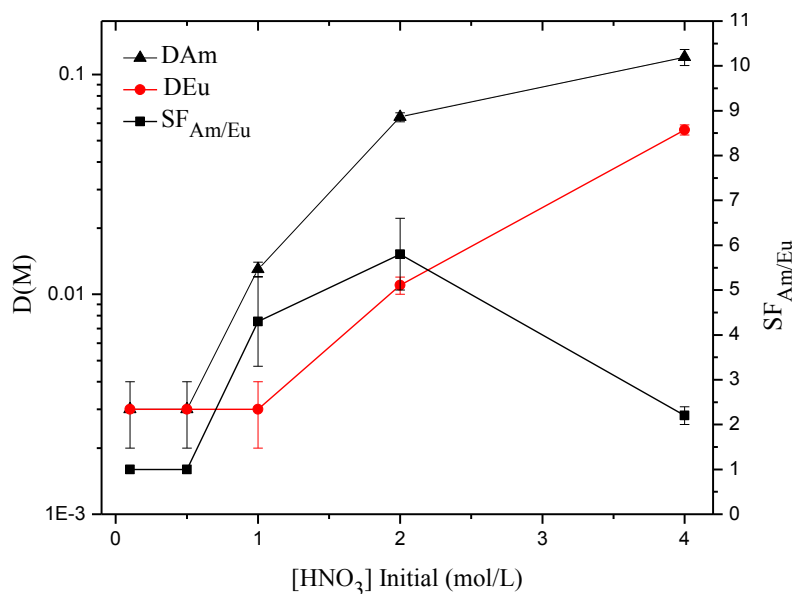


Figure 6. Extraction of Am(III) and Eu(III) by Cy₅-O-Me₄-BTBP **4** in cyclohexanone (5 mM) as a function of initial nitric acid concentration (\blacktriangle = D(Am), \bullet = D(Eu), \blacksquare = SF_{Am/Eu}).

Slightly better results were obtained with Cy₅-S-Me₄-BTBP **5** in cyclohexanone (Figure 7). In this case the highest distribution ratio for Am(III) was 0.7 at 4 M HNO₃ and the highest separation factor observed was 22 at 2 M HNO₃. Thus a higher distribution ratio and a lower separation factor were observed for this ligand in cyclohexanone than in 1-octanol (Figure 4). Once again, a decrease in the volume of the organic phase and an increase in the volume of the aqueous phase were observed after phase contact. These observations could be explained by the co-extraction of Am(III) and Eu(III) by the diluent itself (cf. Figure 2) and by the partial miscibility of cyclohexanone and water, respectively.

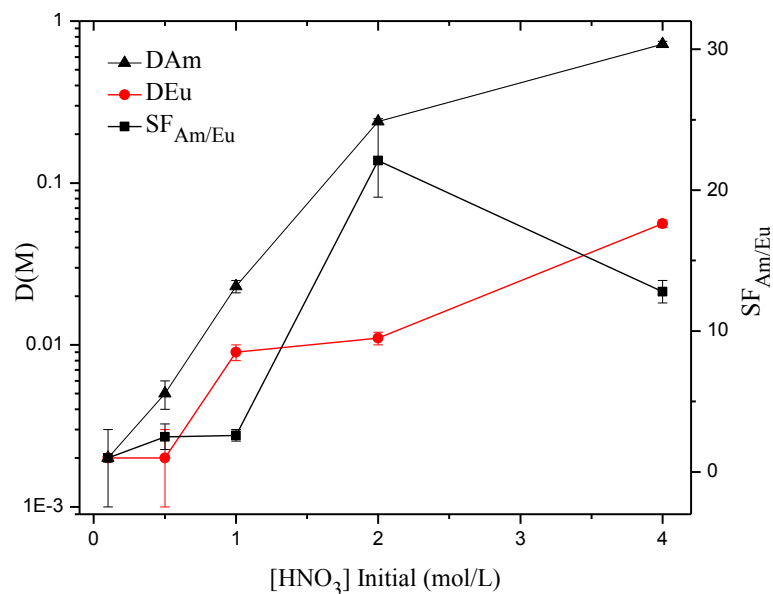


Figure 7. Extraction of Am(III) and Eu(III) by Cy₅-S-Me₄-BTBP **5** in cyclohexanone (5 mM) as a function of initial nitric acid concentration (\blacktriangle = D(Am), \bullet = D(Eu), \blacksquare = SF_{Am/Eu}).

In order to verify this, the extraction of Am(III) and Eu(III) by cyclohexanone itself without the ligands **4** or **5** was then studied. The results are shown in Figure 8. Clearly the extraction of Am(III) and Eu(III), although small, is significant and increases as [HNO₃] increases. When comparing the data in Figure 8 with those in Figures 6 and 7, it can be clearly seen that no net extraction of Eu(III) by either of the ligands was observed at any HNO₃ concentration – the D(Eu) values are practically identical in the presence and in absence of the ligands. However, both ligands extract Am(III) at HNO₃ concentrations higher than 1 M.

The diluent itself is also mildly selective for Eu(III) over Am(III) as separation factors of Am(III) over Eu(III) of less than 1 are obtained except in 4 M HNO₃. Extraction of Eu(III) and Am(III) by the diluent may hence contribute to the lower separation factors obtained for Cy₅-S-Me₄-BTBP **5** in cyclohexanone than in 1-octanol. The mechanism of the extraction of both trivalent metal ions by cyclohexanone is unclear at this moment. This property of cyclohexanone causes this diluent to behave as a phase transfer agent for the M(III) ions, a phenomenon that was forecasted earlier by

Narbutt.^[37] Hence, the kinetics of extraction with this diluent should be much faster than with 1-octanol.

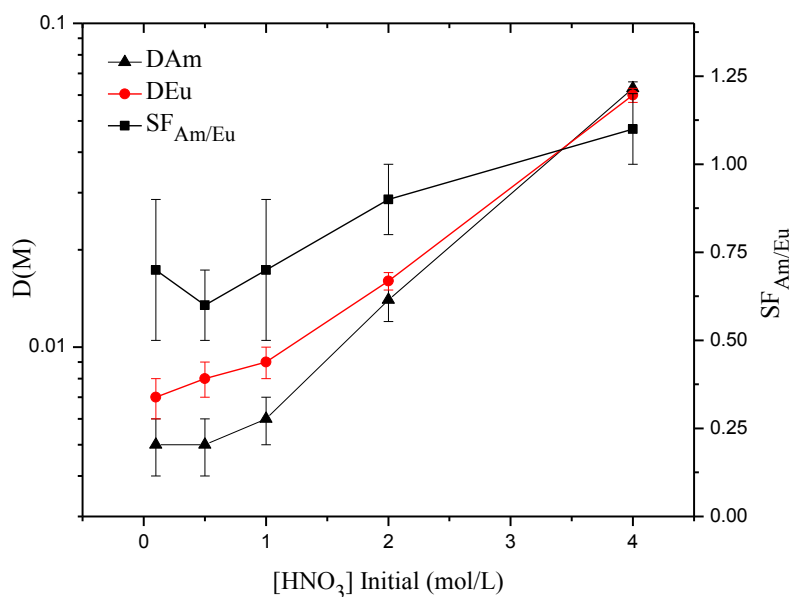


Figure 8. Extraction of Am(III) and Eu(III) by cyclohexanone itself as a function of initial nitric acid concentration (\blacktriangle = D(Am), \bullet = D(Eu), \blacksquare = SF_{Am/Eu}).

To verify this assumption, the kinetics of the extraction of Am(III) by Cy₅-S-Me₄-BTBP **5** in cyclohexanone were then studied. The extraction of Am(III) from 4 M HNO₃ as a function of time is shown in Figure 9. The equilibrium D value was achieved after only 30 minutes of contact; a rate of extraction that is comparable to, but not as fast as that obtained with C5-BTBP in cyclohexanone.^[30,31] This rate of extraction is fast enough for an efficient separation process. In contrast, the same ligand **5** requires 6 hours of contact to reach equilibrium in 1-octanol (Figure 5). The faster kinetics observed in cyclohexanone can be attributed to the phase-transfer properties of this diluent which also gives faster kinetics with C5-BTBP.^[30,31] In comparison, CyMe₄-BTBP **3** requires a phase-transfer agent (eg: TODGA, DMDOHEMA) to achieve comparable kinetics in 1-octanol.^[40] This result confirms the suggestion of Narbutt and Krejzler who concluded that “this quite well water-soluble ketone should not be considered an inert solvent (diluent), but a reagent which

solvates the M(III) ions in the aqueous phase and acts as phase transfer reagent for An and Ln ions, greatly improving the kinetics of their solvent extraction using BTBP ligands”.[37]

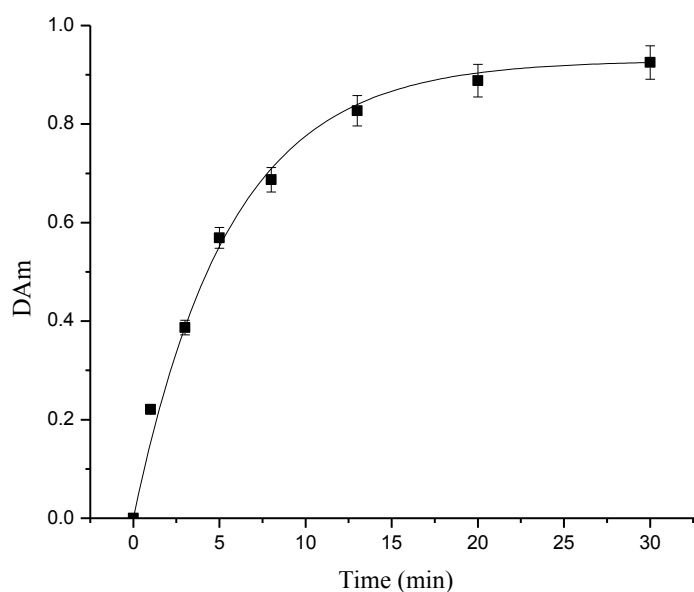


Figure 9. Extraction of Am(III) from 4 M HNO₃ as a function of time for Cy₅-S-Me₄-BTBP **5** in cyclohexanone (5 mM).

The relationship between the distribution ratio for Am(III) and the concentration of Cy₅-S-Me₄-BTBP **5** in cyclohexanone was then studied to establish the metal:ligand stoichiometry of the extracted species. It is known that the BTBPs can extract Am(III) into 1-octanol as both 1:1 and 1:2 species with the 1:2 species being more favoured.^[28–38] A plot of $-\log(D(\text{Am}))$ v $-\log[\text{Cy}_5\text{-S-Me}_4\text{-BTBP}]$ gave a straight line with a slope of 1.83. However, this does not take into account the extraction of Am(III) by cyclohexanone itself. When the values of $D(\text{Am})$ are corrected for the extraction by the diluent itself ($D - D_0$), a slope of 1.94 is obtained (Figure 10). This indicates that Am(III) is extracted as the 1:2 complex. From these results, the extraction of Am(III) by **5** proceeds by a solvating mechanism:



These results suggest that the formation of less-hydrophobic 1:1 complexes is not responsible for the lower extraction efficiency of Cy₅-S-Me₄-BTBP **5** compared to CyMe₄-BTBP **3**.

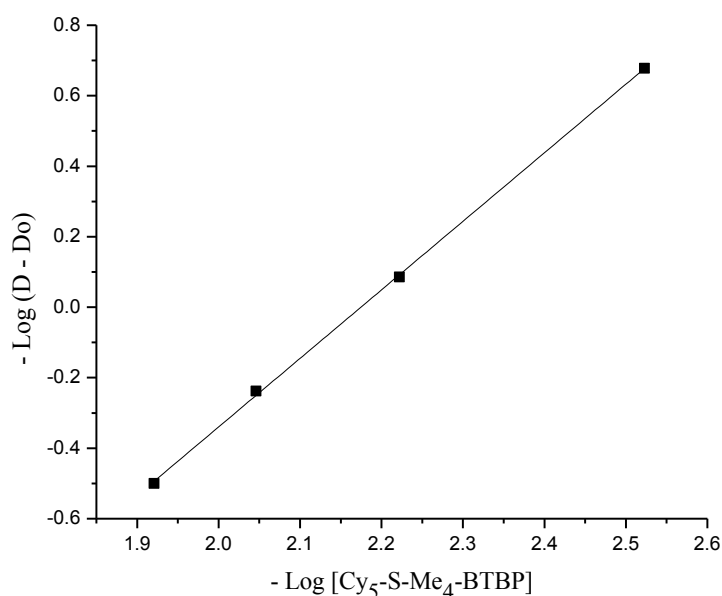


Figure 10. Dependence of D(Am), corrected on the extraction by cyclohexanone itself (y axis), on the concentration of Cy₅-S-Me₄-BTBP **5** (x axis) in cyclohexanone (from 3 M HNO₃). $y = 1.94x - 4.23$, $R^2 = 0.99$.

In order to allow for a detailed comparison of the ligands **4** and **5** with CyMe₄-BTBP **3**, the extraction of Am(III) and Eu(III) by Cy₅-O-Me₄-BTBP **4**, Cy₅-S-Me₄-BTBP **5** and CyMe₄-BTBP **3** in cyclohexanone was carried out. The extraction properties of the related ligand C5-BTBP in cyclohexanone have been studied previously.^[30,31] We thus studied the dependence of D(Am) and D(Eu) on [HNO₃] for CyMe₄-BTBP **3** under the same conditions that were used for Cy₅-O-Me₄-BTBP **4** and Cy₅-S-Me₄-BTBP **5** (Figures 6 and 7). The dependence of D(Am) on the initial nitric acid concentration for the three ligands **3**, **4** and **5** in cyclohexanone is presented in Figure 11. It is clear that the extraction of Am(III) by CyMe₄-BTBP **3** is greater than by Cy₅-O-Me₄-BTBP **4** and Cy₅-S-Me₄-BTBP **5** in cyclohexanone. The highest distribution ratio observed for **3** was 12.2 from 2 M HNO₃. This compares with the maximum D values observed for ligands **4** and **5** of 0.12 and 0.72, respectively. The distribution

ratios also increase with increasing nitric acid concentration for all three ligands except for CyMe₄-BTBP **3** where the maximum value is already reached at 2 M HNO₃.

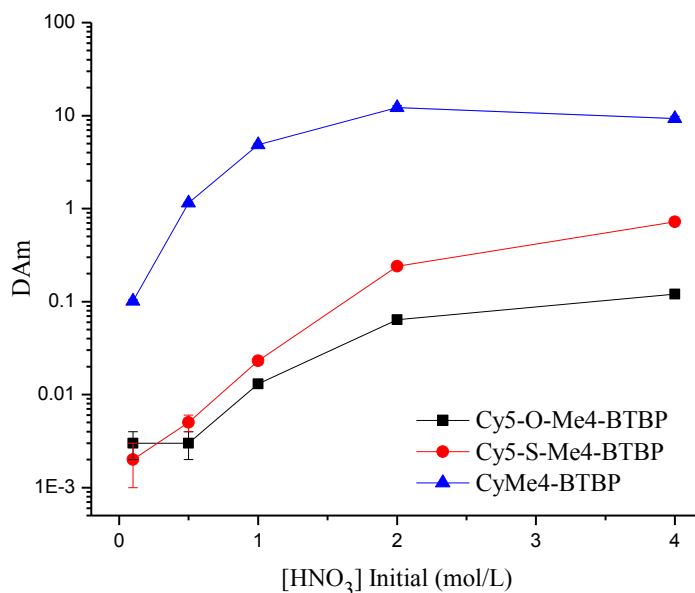


Figure 11. Comparison of the dependencies of the distribution ratios for americium(III) on initial nitric acid concentrations for Cy₅-O-Me₄-BTBP **4** (■), Cy₅-S-Me₄-BTBP **5** (●) and CyMe₄-BTBP **3** (▲) in cyclohexanone (5 mM for all ligands).

The dependence of the separation factors of Am(III) over Eu(III) on the initial nitric acid concentration for the three ligands **3**, **4** and **5** in cyclohexanone is shown in Figure 12. Once again CyMe₄-BTBP **3** proved superior to both Cy₅-O-Me₄-BTBP **4** and Cy₅-S-Me₄-BTBP **5**. The separation factors for **3** were uniformly larger than those of ligands **4** and **5** over the range 0.1 – 4 M HNO₃. For all three ligands, the separation factors first increase, then start to decrease as the nitric acid concentration increases. This effect can be attributed to the non-selective extraction of both Am(III) and Eu(III) by the diluent itself that increases with increasing nitric acid concentration. It should be noted that the separation factors discussed here describe the separation properties of the combinations ligand – cyclohexanone, not the separation properties of the ligands themselves. Since no net extraction of Eu(III) by either of the ligands **4** or **5** was observed at any HNO₃ concentration after the

correction for the Eu extraction by the neat cyclohexanone, the only conclusion that can be made here is that it cannot be excluded that the ligands yield high separation factors.

It is clear that both the affinity for Am(III) and the selectivity for Am(III) over Eu(III) of both of the ligands **4** and **5** are lower than those for CyMe₄-BTBP **3**. One possible reason for this could be that the reduction in the ring size of the aliphatic part of the CyMe₄-BTBP molecule **3**, combined with the replacement of a CH₂- group with a heteroatom (O- in **4** and S- in **5**) produces a complex which is somewhat less hydrophobic than CyMe₄-BTBP **3**. Another explanation could be that the electron-withdrawing inductive effect of the O- or S- heteroatom in **4** or **5** reduces the electron density in the triazine rings and weakens the coordinating ability of the 2-N donor atom.

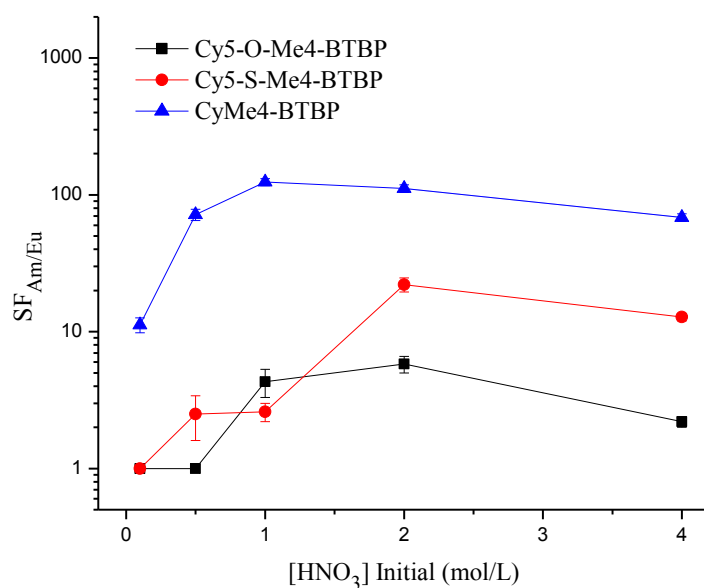


Figure 12. Comparison of the dependencies of the separation factors for Am(III) over Eu(III) on initial nitric acid concentrations for Cy₅-O-Me₄-BTBP **4** (■), Cy₅-S-Me₄-BTBP **5** (●) and CyMe₄-BTBP **3** (▲) in cyclohexanone (5 mM for all ligands).

With respect to the extraction of Am(III) and Eu(III) by Cy₅-S-Me₄-BTBP **5** in 2-methylcyclohexanone, the separation factors in this diluent were greater than in cyclohexanone (cf. Figure 2). The dependence of the distribution ratios and separation

factors of Cy₅-S-Me₄-BTBP **5** on the initial nitric acid concentration in 2-methylcyclohexanone is shown in Figure 13. The highest D value for Am(III) observed was 0.43 (from 4 M HNO₃) and the highest SF_{Am/Eu} observed was 31 (from 4 M HNO₃). These values are comparable to those obtained with ligand **5** in 1-octanol (cf. Figure 4). Thus there is a lower affinity of ligand **5** for Am(III) but a higher selectivity for Am(III) over Eu(III) in 2-methylcyclohexanone than in cyclohexanone (cf. Figure 7). At low acidities (0.1-0.5 M HNO₃), there appeared to be an unexpected selectivity for Eu(III) over Am(III) (even though the error bars for D(Am) and D(Eu) practically overlap). This reversal in selectivity was not observed with ligand **5** in cyclohexanone.

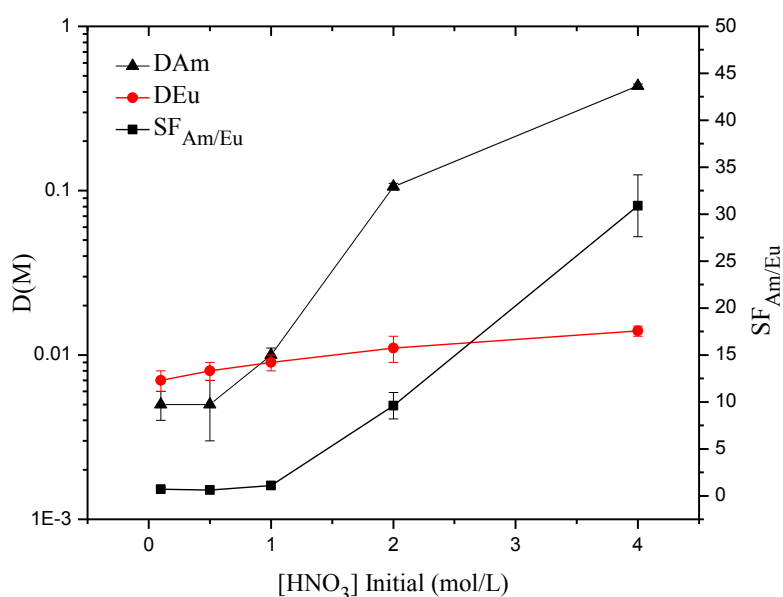


Figure 13. Extraction of Am(III) and Eu(III) by Cy₅-S-Me₄-BTBP **5** in 2-methylcyclohexanone (5 mM) as a function of initial nitric acid concentration (\blacktriangle = D(Am), \bullet = D(Eu), \blacksquare = SF_{Am/Eu}).

Accordingly, we then studied the extraction of Am(III) and Eu(III) by 2-methylcyclohexanone itself as a function of the initial nitric acid concentration. These results are shown in Figure 14. Generally, the distribution ratios for Am(III) and Eu(III) are lower than those observed in cyclohexanone (cf. Figure 8) and the highest values observed were D(Am) = 0.005 and D(Eu) = 0.007. For HNO₃ concentrations

higher than 1 M, the data measured enable calculation of Am/Eu separation factors corrected for the contribution of 2-methylcyclohexanone to the extraction of metal ions. The corrected values, that characterise the separation properties of the ligand **5** itself, are $SF_{Am/Eu} = 17$ for 2M HNO₃ and $SF_{Am/Eu} = 43$ for 4M HNO₃.

The most notable difference between the extraction of Am(III) and Eu(III) by cyclohexanone itself and 2-methylcyclohexanone itself is that, for 2-methylcyclohexanone, these values do not increase at higher acidities as was observed with cyclohexanone. There is also a slight selectivity for Eu(III) over Am(III) from 0.1-2 M HNO₃ as was the case with cyclohexanone. In addition, no observable mixing of the two phases had occurred and we observed no changes in the volumes of the aqueous and organic phases after 6 hours of contact with 4 M HNO₃. Thus two of the principal disadvantages of cyclohexanone as a potential diluent have been eliminated by using 2-methylcyclohexanone. The extraction of both Am(III) and Eu(III) at higher acidities has been suppressed and no loss of the diluent to the aqueous phase has occurred. Further work is underway on the use of CyMe₄-BTBP **3** with this diluent and various 2-, 3- and 4-alkylcyclohexanones in an effort to identify potential new diluents suitable for a separation process.

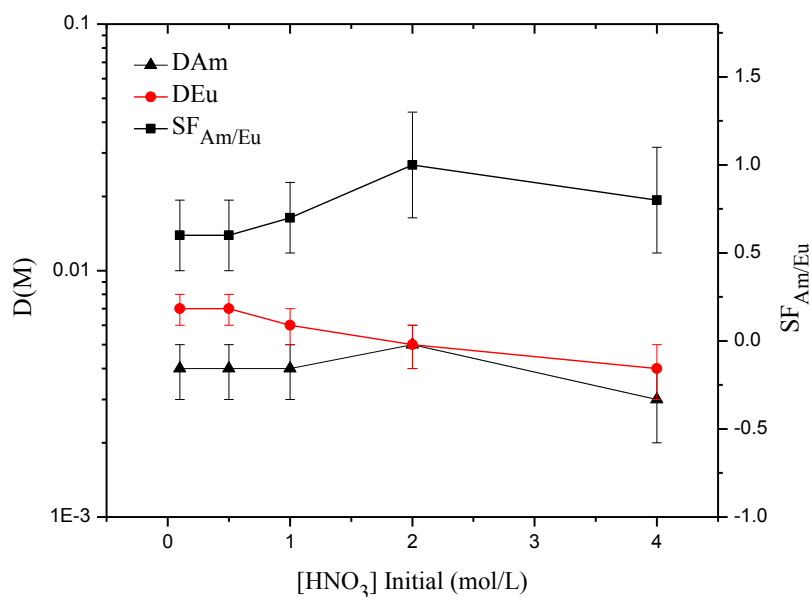


Figure 14. Extraction of Am(III) and Eu(III) by 2-methylcyclohexanone itself as a function of initial nitric acid concentration (\blacktriangle = D(Am), \bullet = D(Eu), \blacksquare = SF_{Am/Eu}).

Conclusions

It has been shown that the affinities for Am(III) and the selectivities for Am(III) over Eu(III) of both of the ligands Cy₅-O-Me₄-BTBP **4** and Cy₅-S-Me₄-BTBP **5** are lower than those of CyMe₄-BTBP,^[40] indicating that the design of the aliphatic part of the BTBP molecule is very important in the context of the development of future ligands for the partitioning of actinides from lanthanides. The kinetics of extraction of Am(III) and Eu(III) by ligand **5** were faster in cyclohexanone than in 1-octanol due to the phase-transfer effect of cyclohexanone. In addition, 2-methylcyclohexanone has been introduced as a potential new diluent that has some desirable properties compared to cyclohexanone.

Acknowledgments

Financial support from the Nuclear Fission Safety Program of the European Union is gratefully acknowledged (project ACSEPT, contract FP7-CP-2007-211 267).

Additional support was provided by the Czech Ministry of Education, Youth and Sports grant MSM 6840770020.

References

1. Magill, J.; Berthou, V.; Haas, D.; Galy, J.; Schenkel, R.; Wiese, H.-W.; Heusener, G.; Thommasi, J.; Youinou, G. Impact limits of partitioning and transmutation scenarios on the radiotoxicity of actinides in radioactive waste. *Nucl. Energy* **2003**, *42* (5), 263-277.
2. International Atomic Energy Agency, Technical Reports Series, ISSN 0074–1914 no. 435, Vienna, Austria, 2004.
3. Madic, C.; Hudson, M. J.; Liljenzin, J.-O.; Glatz, J.-P.; Nannicini, R.; Facchini, A.; Kolarik, Z.; Odoj, R. *New partitioning Techniques for Minor Actinides*; European Commission: Luxembourg, 2000, EUR 19149.
4. Serrano-Purroy, D.; Baron, P.; Christiansen, B.; Malmbeck, R.; Sorel, C.; Glatz, J.-P. Recovery of minor actinides from HLLW using the DIAMEX process. *Radiochim. Acta* **2005**, *93*, 351-355.
5. Magnusson, D.; Christiansen, B.; Glatz, J.-P.; Malmbeck, R.; Modolo, G.; Serrano-Purroy, D.; Sorel, C. Demonstration of a TODGA based extraction process for the partitioning of minor actinides from a PUREX raffinate. *Solvent Extr. Ion Exch.* **2009**, *27*, 26-35.
6. Facchini, A.; Amato, L.; Modolo, G.; Nannicini, R.; Madic, C.; Baron, P. Transient- and Steady-State Concentration Profiles in a DIAMEX-like Countercurrent Process for An(III) Ln(III) Separation. *Sep. Sci. Technol.* **2000**, *35*, 1055-1068.
7. Serrano-Purroy, D.; Christiansen, B.; Glatz, J.-P.; Malmbeck, R.; Modolo, G. Towards a DIAMEX process using high active concentrate. Production of genuine solutions. *Radiochim. Acta* **2005**, *93*, 357-361.
8. Modolo, G.; Vijgen, H.; Serrano-Purroy, D.; Christiansen, B.; Malmbeck, R.; Sorel, C.; Baron, P. DIAMEX Counter-Current Extraction Process for Recovery of Trivalent Actinides from Simulated High Active Concentrate *Sep. Sci. Technol.* **2007**, *42*, 439-452.
9. Madic, C.; Hudson, M. J.; Liljenzin, J.-O.; Glatz, J.-P.; Nannicini, R.; Facchini, A.; Kolarik, Z.; Odoj, R. Recent achievements in the development of partitioning processes of minor actinides from nuclear wastes obtained in the frame of the NEWPART European programme (1996–1999). *Progr. Nucl. Energ.* **2002**, *40*, 523-526.
10. Hill, C.; Guillaneux, D.; Berthon, L.; Madic, C. SANEX-BTP process development studies. *J. Nucl. Sci. Technol.* **2002**, (*Sup. 3*), 309-312.
11. Madic, C.; Testard, F.; Hudson, M. J.; Liljenzin, J.-O.; Christiansen, B.; Ferrando, M.; Facchini, A.; Geist, A.; Modolo, G.; Gonzalez-Espartero, A.; De Mendoza, J. *PARTNEW–New Solvent Extraction Processes for Minor Actinides*; Commissariat à l'Énergie Atomique: France, 2004, CEA-R-6066.
12. Musikas, C.; Vitorge, P.; Pattee, D. Progress in trivalent actinide lanthanide group separation. *Proc. Internat. Solvent Extr. Conf (ISEC' 83)*. 1983; 6-8.
13. Nigond, L.; Condamines, N.; Cordier, P. Y.; Livet, J.; Madic, C.; Cuillerdier, C.; Musikas, C.; Hudson, M. J. Recent advances in the treatment of nuclear

- wastes by the use of diamide and picolinamide extractants. *Sep. Sci. Technol.* **1995**, *30*, 2075-2099.
14. Madic, C.; Boullis, B.; Baron, P.; Testard, F.; Hudson, M. J.; Liljenzin, J.-O.; Christiansen, B.; Ferrando, M.; Facchini, A.; Geist, A.; Modolo, G.; Espartero, A. G.; De Mendoza, J. Futuristic back-end of the nuclear fuel cycle with the partitioning of minor actinides. *J. Alloys Compounds* **2007**, *444-445*, 23-27.
 15. Ekberg, C.; Fermvik, A.; Retegan, T.; Skarnemark, G.; Foreman, M. R. S.; Hudson, M. J.; Englund, S.; Nilsson, M. An overview and historical look back at the solvent extraction using nitrogen donor ligands to extract and separate An(III) from Ln(III). *Radiochim. Acta* **2008**, *96*, 225-233.
 16. Kolarik, Z. Complexation and Separation of Lanthanides(III) and Actinides(III) by Heterocyclic N-Donors in Solutions. *Chem. Rev.* **2008**, *108*, 4208-4252.
 17. Drew, M. G. B.; Guillaneux, D.; Hudson, M. J.; Iveson, P. B.; Russell, M. L.; Madic, C. Lanthanide(III) complexes of a highly efficient actinide(III) extracting agent – 2,6-bis(5,6-dipropyl-1,2,4-triazin-3-yl)pyridine. *Inorg. Chem. Commun.* **2001**, *4*, 12-15.
 18. Drew, M. G. B.; Guillaneux, D.; Hudson, M. J.; Iveson, P. B.; Madic, C. Unusual complexes formed by the early lanthanides with 2,6-bis(5,6-dialkyl-1,2,4-triazin-3-yl)-pyridines. *Inorg. Chem. Commun.* **2001**, *4*, 462-466.
 19. Boucher, C.; Drew, M. G. B.; Giddings, P.; Harwood, L. M.; Hudson, M. J.; Iveson, P. B.; Madic, C. 12-coordinate complexes formed by the early lanthanide metals with 2,6-bis(-1,2,4-triazin-3-yl)-pyridine. *Inorg. Chem. Commun.* **2002**, *5*, 596-599.
 20. Hudson, M. J. Some new strategies for the chemical separation of actinides and lanthanides. *Czech. J. Phys.* **2003**, *53*, A305-A311.
 21. Drew, M. G. B.; Hill, C.; Hudson, M. J.; Iveson, P. B.; Madic, C.; Youngs, T. G. A. Solvent extraction and lanthanide complexation studies with new terdentate ligands containing two 1,3,5-triazine moieties. *Dalton Trans.* **2004**, 244-251.
 22. Nilsson, M.; Andersson, S.; Ekberg, C.; Foreman, M. R. S.; Hudson, M. J.; Skarnemark, G. Inhibiting radiolysis of BTP molecules by addition of nitrobenzene. *Radiochim. Acta* **2006**, *94*, 103-106.
 23. Drew, M. G. B.; Foreman, M. R. St J.; Geist, A.; Hudson, M. J.; Marken, F.; Norman, V.; Weigl, M. Synthesis, structure, and redox states of homoleptic d-block metal complexes with bis-1,2,4-triazin-3-yl-pyridine and 1,2,4-triazin-3-yl-bipyridine extractants. *Polyhedron* **2006**, *25*, 888-900.
 24. Kolarik, Z.; Müllich, U.; Gassner, F. Selective extraction of Am(III) over Eu(III) by 2,6-ditriazolyl- and 2,6-ditriazinylpyridines. *Solvent Extr. Ion Exch.* **1999**, *17* (1), 23-32.
 25. Kolarik, Z.; Müllich, U.; Gassner, F. Extraction of Am(III) and Eu(III) nitrates by 2,6-di(5,6-dipropyl-1,2,4-triazin-3-yl)pyridine. *Solvent Extr. Ion Exch.* **1999**, *17* (5), 1155-1170.
 26. Hudson, M. J.; Boucher, C. E.; Braekers, D.; Desreux, J. F.; Drew, M. G. B.; Foreman, M. R. St J.; Harwood, L. M.; Hill, C.; Madic, C.; Marken, F.; Youngs, T. G. A. New bis(triazinyl) pyridines for selective extraction of americium(III). *New. J. Chem.* **2006**, *30*, 1171-1183.
 27. Weigl, M.; Geist, A.; Müllich, U.; Gompper, K. Kinetics of Americium(III) Extraction and Back Extraction with BTP. *Solvent Extr. Ion Exch.* **2006**, *24*, 845-860.

28. Drew, M. G. B.; Foreman, M. R. S. J.; Hill, C.; Hudson, M. J.; Madic, C. 6,6'-bis-(5,6-diethyl-[1,2,4]triazin-3-yl)-2,2'-bipyridyl the first example of a new class of quadridentate heterocyclic extraction reagents for the separation of americium(III) and europium(III). *Inorg. Chem. Commun.* **2005**, *8*, 239-241.
29. Foreman, M. R. St J.; Hudson, M. J.; Geist, A.; Madic, C.; Weigl, M. An Investigation into the Extraction of Americium(III), Lanthanides and D-Block Metals by 6,6'-Bis-(5,6-dipentyl-[1,2,4]triazin-3-yl)-[2,2']bipyridinyl (C₅-BTBP). *Solvent Extr. Ion Exch.* **2005**, *23*, 645-662.
30. Nilsson, M.; Andersson, S.; Drouet, F.; Ekberg, C.; Foreman, M.; Hudson, M.; Liljenzin, J.-O.; Magnusson, D.; Skarnemark, G. Extraction Properties of 6,6'-Bis-(5,6-dipentyl-[1,2,4]triazin-3-yl)-[2,2']bipyridinyl (C₅-BTBP). *Solvent Extr. Ion Exch.* **2006**, *24*, 299-318.
31. Nilsson, M.; Ekberg, C.; Foreman, M.; Hudson, M.; Liljenzin, J.-O.; Modolo, G.; Skarnemark, G. Separation of Actinides(III) from Lanthanides(III) in Simulated Nuclear Waste Streams using 6,6'-Bis-(5,6-dipentyl-[1,2,4]triazin-3-yl)-[2,2']bipyridinyl (C₅-BTBP) in Cyclohexanone. *Solvent Extr. Ion Exch.* **2006**, *24*, 823-843.
32. Foreman, M. R. S.; Hudson, M. J.; Drew, M. G. B.; Hill, C.; Madic, C. Complexes formed between the quadridentate, heterocyclic molecules 6,6'-bis-(5,6-dialkyl-1,2,4-triazin-3-yl)-2,2'-bipyridine (BTBP) and lanthanides(III): implications for the partitioning of actinides(III) and lanthanides(III). *Dalton Trans.* **2006**, 1645-1653.
33. Retegan, T.; Ekberg, C.; Dubois, I.; Fermvik, A.; Skarnemark, G.; Johnsson Wass, T. Extraction of Actinides with Different 6,6'-Bis(5,6-Dialkyl-[1,2,4]-Triazin-3-yl)-[2,2']-Bipyridines (BTBPs). *Solvent Extr. Ion Exch.* **2007**, *25*, 417-431.
34. Ekberg, C.; Dubois, I.; Fermvik, A.; Retegan, T.; Skarnemark, G.; Drew, M. G. B.; Foreman, M. R. S.; Hudson, M. J. Extraction Behavior of Nickel(II) using some of the BTBP-Class Ligands. *Solvent Extr. Ion Exch.* **2007**, *25*, 603-617.
35. Retegan, T.; Ekberg, C.; Englund, S.; Fermvik, A.; Foreman, M. R. S.; Skarnemark, G. The behavior of organic solvents containing C₅-BTBP and CyMe₄-BTBP at low irradiation doses. *Radiochim. Acta* **2007**, *95*, 637-642.
36. Berthet, J.-C.; Thuéry, P.; Foreman, M. R. S.; Ephritikhine, M. First 5f-element complexes with the tetradentate BTBP ligand. Synthesis and crystal structure of uranyl(VI) compounds with CyMe₄-BTBP. *Radiochim. Acta* **2008**, *96*, 189-197.
37. Narbutt, J.; Krejzler, J. Neutral bidentate *N*-heterocyclic ligands – phase transfer reagents improving the kinetics of solvent extraction of Am(III) and Eu(III) ions with tetradentate 6,6'-bis-(diethyl-1,2,4-triazin-3-yl)-2,2'-bipyridine. *Radiochim. Acta* **2008**, *96*, 219-223.
38. Fermvik, A.; Ekberg, C.; Englund, S.; Foreman, M. R. S. J.; Modolo, G.; Retegan, T.; Skarnemark, G. Influence of dose rate on the radiolytic stability of a BTBP solvent for actinide(III)/lanthanide(III) separation. *Radiochim. Acta* **2009**, *97*, 319-324.
39. Fermvik, A.; Berthon, L.; Ekberg, C.; Englund, S.; Retegan, T.; Zorz, N. Radiolysis of solvents containing C₅-BTBP: identification of degradation products and their dependence on absorbed dose and dose rate. *Dalton Trans.* **2009**, 6421-6430.

40. Geist, A.; Hill, C.; Modolo, G.; Foreman, M. R. St. J.; Weigl, M.; Gompper, K.; Hudson, M. J.; Madic, C. 6,6'-Bis(5,5,8,8-tetramethyl-5,6,7,8-tetrahydrobenzo[1,2,4]triazin-3-yl)[2,2']bipyridine, an Effective Extracting Agent for the Separation of Americium(III) and Curium(III) from the Lanthanides. *Solvent Extr. Ion Exch.* **2006**, *24*, 463-483.
41. Malmbeck, R.; Magnusson, D.; Glatz, J.-P. Recovery of MA using a CyMe₄-BTBP based SANEX solvent. Proceedings of Global 2009, Paris, France; September 6–11, 2009 (paper 1937).
42. Magnusson, D.; Christiansen, B.; Foreman, M. R. S.; Geist, A.; Glatz, J.-P.; Malmbeck, R.; Modolo, G.; Serrano-Purroy, D.; Sorel, C. Demonstration of a SANEX Process in Centrifugal Contactors using the CyMe₄-BTBP Molecule on a Genuine Fuel Solution. *Solvent Extr. Ion Exch.* **2009**, *27*, 97-106.
43. Fedosseev, A. M.; Grigoriev, M. S.; Charushnikova, I. A.; Budantseva, N. A.; Starikova, Z. A.; Moisy, Ph. Synthesis, crystal structure and some properties of new perrhenate and pertechnetate complexes of Nd³⁺ and Am³⁺ with 2,6-bis(tetramethylfurano)-1,2,4-triazin-3-yl-pyridine, tris(2-pyridylmethyl)amine and *N,N'*-tetraethylmalonamide. *Polyhedron* **2008**, *27*, 2007-2014.
44. Pabst, G. R.; Pfüller, O. C.; Sauer, J. The New and Simple 'LEGO' System: Synthesis and Reactions of Thienyl-Substituted 4-Tributylstannyl-2,6-Oligopyridines. *Tetrahedron* **1999**, *55*, 5047-5066.
45. Pabst, G. R.; Sauer, J. The New and Simple 'LEGO' System: Its Application to the Synthesis of 4-Stannyl-, 4-Bromo- and Branched Oligopyridines. *Tetrahedron* **1999**, *55*, 5067-5088.
46. Baxter, P. N. W.; Connor, J. A.; Bernd Schweizer, W.; Wallis, J. D. Novel Tetra- and Hexa-dentate Ligands from 6,6'-Dicyano-2,2'-bipyridine. *J. Chem. Soc. Dalton Trans.* **1992**, 3015-3019.
47. Mukkala, V.-M.; Kwiatkowski, M.; Kankare, J.; Takalo, H. Influence of Chelating Groups on the Luminescence Properties of Europium(III) and Terbium(III) Chelates in the 2,2'-Bipyridine Series. *Helv. Chim. Acta* **1993**, *76*, 893-899.
48. Case, F. H. The preparation of Hydrazidines and *as*-Triazines Related to Substituted 2-Cyanopyridines. *J. Org. Chem.* **1965**, *30*, 931-933.
49. Anderson, S.; Constable, E. C.; Seddon, K. R.; Turp, J. E.; Baggott, J. E.; Pilling, M. J. Preparation and Characterisation of 2,2'-Bipyridine-4,4'-disulphonic and 5-sulphonic Acids and their Ruthenium(II) Complexes. Excited-state Properties and Excited-state Electron-transfer Reactions of Ruthenium(II) Complexes containing 2,2'-Bipyridine-4,4'-disulphonic Acid or 2,2'-Bipyridine-4,4'-dicarboxylic Acid. *J. Chem. Soc. Dalton Trans.* **1985**, 2247-2261.
50. Zhang, D.; Dufek, E. J.; Clennan, E. L. Syntheses, Characterizations, and Properties of Electronically Perturbed 1,1'-Dimethyl-2,2'-bipyridinium Tetrafluoroborates. *J. Org. Chem.* **2006**, *71*, 315-319.
51. Zhang, D.; Telo, J. P.; Liao, C.; Hightower, S. E.; Clennan, E. L. Experimental and Computational Studies of Nuclear Substituted 1,1'-Dimethyl-2,2'-Bipyridinium Tetrafluoroborates. *J. Phys. Chem. A* **2007**, *111*, 13567-13574.
52. Fife, W. K. Regioselective Cyanation of Pyridine 1-Oxides with Trimethylsilanecarbonitrile: A Modified Reissert-Henze Reaction. *J. Org. Chem.* **1983**, *48*, 1375-1377.
53. Mukkala, V.-M.; Sund, C.; Kwiatowski, M.; Pasanen, P.; Högberg, M.; Kankare, J.; Takalo, H. New Heteroaromatic Complexing Agents and

- Luminescence of Their Europium(III) and Terbium(III) Chelates. *Helv. Chim. Acta* **1992**, *75*, 1621-1632.
54. Heirtzler, F. R. Preparation of Non-Symmetrical 2,3-Bis-(2,2'-oligopyridyl)pyrazines via 1,2-Disubstituted Ethanones. *Synlett* **1999**, 1203-1206.
 55. Galaup, C.; Couchet, J.-M.; Bedel, S.; Tisnès, P.; Picard, C. Direct Access to Terpyridine-Containing Polyazamacrocycles as Photosensitizing Ligands for Eu(III) Luminescence in Aqueous Media. *J. Org. Chem.* **2005**, *70*, 2274-2284.
 56. Murr, B. L.; Brooke Hoey, G.; Lester, C. T. 2,2,4,4-Tetramethyl-3-oxetanone. *J. Am. Chem. Soc.* **1955**, *77*, 4430-4431.
 57. Bennett, G. B.; Houlihan, W. J.; Mason, R. B.; Engstrom, R. G. Synthesis and Biological Evaluation of Substituted 2,2'-Oxybis(propionic acid) Derivatives and Related Compounds. *J. Med. Chem.* **1976**, *19*, 709-714.
 58. Leonard, F.; Wajngurt, A.; Horn, H. Substituted Tetrahydrofurans. 4-Oxo-2,2,5,5-tetraalkyltetrahydro-3-furonitriles, -3-Furamides, and -3-Thiofuramides. *J. Org. Chem.* **1956**, *21*, 1402-1404.
 59. Bruson, H. A.; Grant, F. W.; Bobko, E. Sterically Blocked Ketones, Alcohols and Acids. *J. Am. Chem. Soc.* **1958**, *80*, 3633-3636.
 60. Newman, M. S.; Reichle, W. R. 2,2,5,5-Tetramethyltetrahydro-3-ketofuran. *Org. Synth.* **1960**, *40*, 88-89 (**1973**, Coll. Vol. 5, 1024-1025).
 61. Korobitsyna, I. K.; Yur'ev, Yu. K.; Nefedova, O. I. Synthesis and reactions of 3,4-diketones of the tetrahydrofuran series. *Zhur. Obsch. Khim.* **1954**, *24*, 188-193.
 62. Kuronen, P.; Laitalainen, T.; Orama, O. Crystal and Molecular Structure and Spectra of 2',2',5,5,5',5',7,7-Octamethyl-2',5,5',7-tetrahydrofuro[3,4-*d*]-1-oxa-3,4-diselenin-2-spiro-3'-furan-4'(3'*H*)-one from Selenium Dioxide Oxidation of 2,2,5,5-Tetramethyltetrahydrofuran-3-one. A Novel Six-membered Heterocyclic Ring System in the Chalcogen Series. *J. Het. Chem.* **1993**, *30*, 961-965.
 63. Bolster, J.; Kellogg, R. M. Rearrangement Chemistry of the α -Diazo Ketone Derived from 2,2,5,5-Tetramethylthiolane-3,4-dione. *J. Org. Chem.* **1980**, *45*, 4804-4805.
 64. Bolster, J. M.; Kellogg, R. M. Synthesis and Chemistry of 2,2,5,5-Tetramethylthiolane-3,4-dione. A Route to Bicyclo[2.1.0]pentyl-1-sulfonium Intermediates. *J. Org. Chem.* **1982**, *47*, 4429-4439.
 65. Rühlmann, K. Die Umsetzung von Carbonsäureestern mit Natrium in Gegenwart von Trimethylchlorsilan. *Synthesis* **1971**, 236-250.
 66. Strating, J.; Reiffers, S.; Wynberg, H. Conversion of Endiol Bis-trimethylsilyl Ethers to Enolizable α -Diketones by Reaction with Bromine. *Synthesis* **1971**, 211-212.
 67. Jones, P.; Villeneuve, G. B.; Fei, C.; DeMarte, J.; Haggarty, A. J.; Nwe, K. T.; Martin, D. A.; Lebuis, A.-M.; Finkelstein, J. M.; Gour-Salin, B. J.; Chan, T. H.; Leyland Jones, B. R. Synthesis and Structure-Activity Relationships of 2-Pyrazinylcarboxamido-benzoates and β -Ionylideneacetamidobenzoates with Retinoidal Activity. *J. Med. Chem.* **1998**, *41*, 3062-3077.
 68. Kikuchi, K.; Hibi, S.; Yoshimura, H.; Tokuhara, N.; Tai, K.; Hida, T.; Yamauchi, T.; Nagai, M. Syntheses and Structure-Activity Relationships of 5,6,7,8-Tetrahydro-5,5,8,8-tetramethyl-2-quinoxaline Derivatives with Retinoic Acid Receptor α Agonistic Activity. *J. Med. Chem.* **2000**, *43*, 409-419.

69. Moldover, M. R.; Marsh, K. N.; Barthel, J.; Buchner, R. Relative permittivity and refractive index. *Experimental Thermodynamics* **2003**, *6*, 433-473.